



# Robusta<sup>®</sup> cantilever sliding gates

THE DESIGN,  
CONSTRUCTION AND FINISH  
OF THE ROBUSTA<sup>®</sup> SLIDING  
GATES ARE THE RESULT OF  
THE PRACTICAL  
EXPERIENCE OF THE  
PROFESSIONAL INSTALLERS  
BACKED BY THE  
TECHNOLOGICAL KNOW-  
HOW OF BETAFENCE.

## Benefits

### Security

The total roll system is integrated in the under beam. This guarantees an extreme security of functioning and safety. Robusta gates are extraordinarily solid due to their section and the complete welded construction. Frame and bars form one piece.

### Ingenious

An ingenious tension system is integrated in the gate frame to guarantee (at all times) a perfect line.

### Pre-assembled

Robusta cantilever sliding gates are fully pre-assembled in the factory so that the installation on the site can go quickly. The gates are delivered by special transport.

### Complete system

Robusta gates integrate perfectly with all professional Betafence Fencing Systems: panel fences, chain link and welded fences. They completely harmonise with all styles of architecture and are available in a wide range of RAL colours.



**Gate wing**

- Welded structure.
- Distance between the vertical bars: 110 mm.
- Provided with a cylinder lock (for manual gates).
- Security topping optional for all heights.
- The frame is provided at the top and the bottom with guiding rolls for a perfect entering in the end post bridge.
- Two sets of rolls in the underbeam for horizontal and vertical guiding.
- Both sets have a brake system to guarantee a smooth closing of the gate.
- Some types of gates have a roll to support the gate in open condition.

- Special guiding posts bridges with integrated electronics are used for motorisation.
- The end posts bridge of the not motorised gate has a lock system integrated in the gate catcher.

**Superior coating**

Robusta gates are treated with the best coating processes existing today: galvanised in- and outside (minimum 275 g/m<sup>2</sup>, 2 sides combined). Afterwards an adhesion coating is applied and finally the gates are plastic coated (min. 120 micron both layers together).

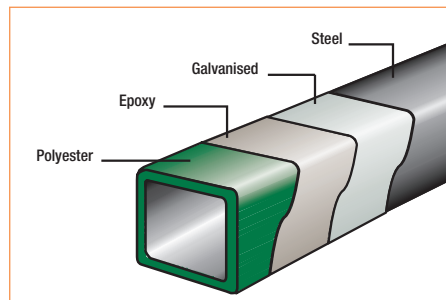

**Colours**

Green RAL 6005  
White RAL 9010  
Grey RAL 7030  
Other colours: on request.



**Guiding of the gate**

- Guiding posts bridge and end posts bridge with welded ground plates.
- The guiding posts bridge has 2 guiding rolls at the top and an integrated foot plate for the installation of 1 roll set that is situated in the underbeam.



TECHNICAL DETAILS			
	Robusta 1650	Robusta 2000	Robusta 2800
free passage	3 up to 5 m	3 up to 9 m	8 up to 12 m
underbeam	163 x 150 x 4 mm	200 x 160 x 5 mm	280 x 200 x 5 mm
frame	60 x 60 x 2 mm	80 x 60 x 2 mm 80 x 60 x 3 mm (7,5-9 m)	100 x 100 x 3 mm top side 100 x 80 x 3 mm vertical
infill frame	25 x 25 x 1,5 mm	25 x 25 x 1,5 mm	30 x 30 x 1,5 mm
distance between bars	110 mm	110 mm	110 mm
guiding post bridge			
manual	80 x 80 x 3 mm post bridge	80 x 80 x 3 mm post bridge	100 x 100 x 3 mm post bridge
motorised	180 x 80 x 5 mm guidance at 1 side (outside) bottom plate Bekamatic	integrated Bekamatic post outside 120 x 80 x 3 mm	integrated Bekamatic post outside 180 x 80 x 5 mm
end post bridge	80 x 80 x 3 mm post bridge	80 x 80 x 3 mm post bridge	100 x 100 x 3 mm post bridge
support roll (open position)	6 & 7 m	all types	all types

**Assortment**

see next page

**Applications**

The Robusta system is suitable where operational safety and security have priority: factories and workshops, administrative centres, public buildings, play and sports grounds, public parks, airports and military sites.



# Robusta® cantilever sliding gates

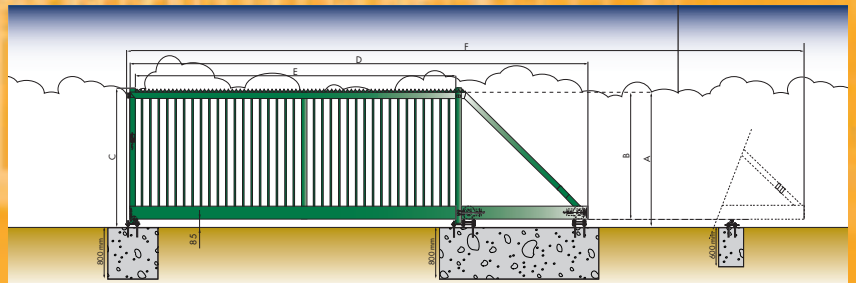

R 1650

R 2000

R 2800

## ASSORTMENT ROBUSTA CANTILEVER SLIDING GATES

Opening x height mm	Weight kg	Gate height from foundation mm	Wing Height mm	Post Height mm	Wing width mm	Free passage mm	Overall length required					
3000 x 1000	238	1076	991	1156	4650	3058	8040					
3000 x 1200	250	1279	1194	1359	4650	3058	8040					
3000 x 1500	265	1557	1472	1637	4650	3058	8040					
3000 x 1700	280	1790	1705	1870	4650	3058	8040					
3000 x 2000	297	2070	1945	2110	4650	3058	8040					
3000 x 2400	325	2490	2365	2530	4650	3058	8040					
4000 x 1000	270	1076	991	1156	5918	4003	10253					
4000 x 1200	283	1279	1194	1359	5918	4003	10253					
4000 x 1500	300	1557	1472	1637	5918	4003	10253					
4000 x 1700	317	1790	1705	1870	5918	4003	10253					
4000 x 2000	336	2070	1945	2110	5918	4003	10253					
4000 x 2400	374	2490	2365	2530	5918	4003	10253					
5000 x 1000	298	1076	991	1156	7000	4948	12280					
5000 x 1200	312	1279	1194	1359	7000	4948	12280					
5000 x 1500	332	1557	1472	1637	7000	4948	12280					
5000 x 1700	350	1790	1705	1870	7000	4948	12280					
5000 x 2000	372	2070	1945	2110	7000	4948	12280					
5000 x 2400	423	2490	2365	2530	7000	4948	12280					
6000 x 1000	384	1076	991	1156	8410	6028	14825					
6000 x 1200	401	1279	1194	1359	8410	6028	14825					
6000 x 1500	429	1557	1472	1637	8410	6028	14825					
6000 x 1700	453	1790	1705	1870	8410	6028	14825					
6000 x 2000	485	2070	1945	2110	8410	6028	14825					
6000 x 2400	521	2490	2365	2530	8410	6028	14825					
7000 x 1000	431	1076	991	1156	9635	7108	17130					
7000 x 1200	451	1279	1194	1359	9635	7108	17130					
7000 x 1500	482	1557	1472	1637	9635	7108	17130					
7000 x 1700	508	1790	1705	1870	9635	7108	17130					
7000 x 2000	543	2070	1945	2110	9635	7108	17130					
7000 x 2400	583	2490	2365	2530	9635	7108	17130					
8000 x 1000	476	1076	991	1156	10925	7920	19150					
8000 x 1200	497	1279	1194	1359	10925	7920	19150					
8000 x 1500	531	1557	1472	1637	10925	7920	19150					
8000 x 1700	558	1790	1705	1870	10925	7920	19150					
8000 x 2000	597	2070	1945	2110	10925	7920	19150					
8000 x 2400	853	2490	2365	2365	2530	2530	10925	10925	7920	7920	19150	19030
9000 x 1000	532	1076	991	1156	12600	8900	21785					
9000 x 1200	555	1279	1194	1359	12600	8900	21785					
9000 x 1500	590	1557	1472	1637	12600	8900	21785					
9000 x 1700	619	1790	1705	1870	12600	8900	21785					
9000 x 2000	661	2070	1945	2110	12600	8900	21785					
9000 x 2400	940	2490	2365	2530	12600	8900	21785					
10000 x 1000	781	1076	991	1156	13275	9845	23830					
10000 x 1200	814	1279	1194	1359	13275	9845	23830					
10000 x 1500	859	1557	1472	1637	13275	9845	23830					
10000 x 1700	901	1790	1705	1870	13275	9845	23830					
10000 x 2000	950	2070	1945	2110	13275	9845	23830					
10000 x 2400	1017	2490	2365	2530	13275	9845	23830					
11000 x 1000	850	1076	991	1156	14490	11060	26415					
11000 x 1200	885	1279	1194	1359	14490	11060	26415					
11000 x 1500	933	1557	1472	1637	14490	11060	26415					
11000 x 1700	978	1790	1705	1870	14490	11060	26415					
11000 x 2000	1030	2070	1945	2110	14490	11060	26415					
11000 x 2400	1103	2490	2365	2530	14490	11060	26415					
12000 x 1000	886	1076	991	1156	15300	11600	27185					
12000 x 1200	823	1279	1194	1359	15300	11600	27185					
12000 x 1500	973	1557	1472	1637	15300	11600	27185					
12000 x 1700	1021	1790	1705	1870	15300	11600	27185					
12000 x 2000	1077	2070	1945	2110	15300	11600	27185					
12000 x 2400	1153	2490	2365	2530	15300	11600	27185					





Cantilever sliding gate



Motorisation Bekamatic





# Bekamatic® Motorisation

BEKAMATIC MOTORISATION  
WAS SPECIFICALLY  
DEVELOPED BY BETAFENCE  
FOR THE AUTOMATION OF  
ROBUSTA CANTILEVER  
SLIDING GATES.

## Benefits

### Integrated motorisation

The motorisation is integrated at the factory in the underbeam and the steering in the guiding post bridge, resulting in gates of an attractive design and guarantees a silent functioning.

### Security and operation

Due to the integration, the functional elements of motorisation and steering are well protected against weather conditions, contamination and vandalism, increasing the longevity and security of operation considerably.

### Access control on request

The steering can be adapted to suit every project and to the demands of the customer. There are many options : key with dead man switch with three functions, RF-emitter – remote control, code buttons, magnetic card reader, gate light, video control, time registration, etc.

### Quality to the finest detail


The gates are examples of advanced technology. Designed to the smallest detail and meticulously finished for optimal security of operation and longevity.



**Motorisation Bekamatic**

Motor/reductor with stainless steel spring loaded locking system guarantees optimal drive. The monofased motor is integrated in the underbeam, 220 Volt and CE-certificated.


A mechanical locking system prevents the gate from being opened manually once the gate has been automatically closed.



**Manual unlocking system**

A manual over-ride system disconnects the motor from the underbeam and permits manual opening and closing of the gate.

**Steering**



A control unit with microprocessor manages the general functions and contains the control logic. A separate unit contains the special functions for acces control.

**Access control**

The controls are designed to be adapted to the special demands of the customer.

A choice of multiple Access Control accessories are installed at the request of the customer: key switch 'dead man', RF emitter, remote control, code buttons, magnetic card reader, flashlight ① on the gate post, digital code keypad, speaker phone, time registration (calendar/clock), induction circuit by magnetic loop. These elements are installed on the guiding post, the end post, or a separate column as necessary.



**Photocells**

The passage of the gate is controlled by means of photocells. In case of activating the cells, the gate will completely open again.

The photocells are installed at the guiding posts bridge and end post.

At the inside of the site: 25 cm high; at the outside of the site at 60 cm high.

**Pressure strips ①**

The head of the gate wing is fitted with a pressure strip. The guiding post bridge is also fitted with 4 pressure strips (2 at the front and 2 at the back side for R2000 and R2800) or 2 pressure strips (1 at the front and 1 at the back side for R1650). Any contact with the pressure strips immediately stops the movement of the gate. At the street side one of the pressure strips can be replaced by a Securifor panel system.

**Security stop ②**



The gates are equipped with a security button through which the power supply can be isolated.

**Maximum Security**

Robusta motorised cantilever sliding gates conform to the requirements for:

- the ENG machine norms
- The Low tension guidelines EN 60335 – 12445 – 12435 – 12635 – 12978

Also TÜV and SOCOTEC certified: this certification confirms that the gates comply with the requirements of Euro Norm EN 12453 in every aspect of mechanical, motorisation, electronics and security specifications.



**Applications**

Especially for industry and situations where access control is recommended.

